



## Emails You'll Want To Read

Join our mailing list and never miss a new art technique, art tips, info on new art online classes or North Light Shop sale!

# Oil Painting: Ellen Buselli: Observing Carefully, Thinking Abstractly, and Painting Traditionally

November 15, 2007

by [Artist Daily](#)



For New York City artist Ellen Buselli, painting is centered on translating what she sees to canvas, which is why she finds observing and understanding the nature of color and light so important.

by *Linda S. Price*

Painting is all about observation,” says still life painter **Ellen Buselli**. “The process involves thinking abstractly—even if you’re painting traditionally—not looking at the objects themselves but observing how light, atmosphere, value, color, edges, and temperature work together to give an object its





**Classical Light**

2007, oil on linen, 20 x 21.  
Private collection.

The corners of the background in this still life were lightly painted, allowing the toned background to show through to create a sense of wear and timelessness.

**Garlic and Parmesan**

2007, oil, 9 x 12. Courtesy Cheryl Newby Gallery, Pawleys Island, South Carolina.

These still life items were dinner ingredients before the artist realized their potential and set them up in her studio. Her concept was one of harmony, a study in browns and off-whites.

form. If you're thoughtful about all of the above, a painting will emerge, and a two-dimensional surface will become three dimensional." Buselli always observes—and paints—from life in her studio, admitting that light is one of the most important elements of her still life setups. "I paint under natural, north light," she says. "It's a cooler, indirect light, and shadows remain the same value and in the same position all day."

Although she arranges her setup with care, Buselli prefers to plunge right into her painting without thumbnail sketches or value studies. She prepares her canvases by toning them with a warm mixture of burnt umber or burnt sienna and ultramarine blue because she feels this combination is easy on the eyes. After the toned canvas is dry, she roughs in the outline of her still life setup using an umber and establishes an initial horizon line and relative positions of the elements—which may change as she gets further along in her painting. The next step involves massing in the major dark and light shapes, which sets up the two extremes of values against which to measure all other brushstrokes. From this point on, Buselli paints directly, establishing the right color, value, and temperature immediately. "Every new brushstroke depends on the previous one," she explains. "I ask myself, 'Is it lighter or darker, warmer or cooler than what I already put down?'"

Buselli gives a lot of thought to her background because she knows how strongly it affects the overall painting. "It must be the right value initially, otherwise I can't work on the rest of the painting," she emphasizes. The artist considers, for instance, that a translucent background recedes and lends a sense of depth, as does a neutral color. When she wants backgrounds to look old and textured, as in Old Master paintings, she prepares archaic-looking boards that have "that old fresco decay of Rome" to place behind her objects. Alternatively, she uses drapery to achieve the right color, value, and texture. The artist also has a collection of platforms—light or dark, smooth or textured, stained or painted—on which to stage her still lifes.

Of equal concern to Buselli are the objects themselves, especially the vases and pottery she collects on her travels, in antique shops, or at garage sales. She especially enjoys painting her collection of black Pueblo pottery, in part because of its dull shine that both reflects and absorbs light. If she wants a painting with drama, she chooses contrasting objects. If her goal is harmony, she selects objects within a common color family and emphasizes shifts in value and temperature, as she did with the earth tones of *Garlic and Parmesan*. When choosing flowers for her signature floral still lifes, Buselli opts for those that are in season, preferring hyacinths in the spring and peonies in June. "Sunflowers are also wonderful," she says, "and any kind of lily—their shapes are so geometric. I enjoy the large



**Hydrangeas, Pears, and Grapes**

2006, oil on linen, 16 x 15.  
Courtesy Gardner Colby Gallery, Martha's Vineyard, Massachusetts.

The secret to painting such complex flowers is spontaneous brushstrokes and few details. Careful



**Hyacinth (and the McCoy Pot)**

2006, oil on linen, 12 x 16.  
Private collection.

Cast shadows coming forward, as well as strong light emanating from the leaves and inner space of the flowers, create depth and drama. Objects up close reach out to the viewer's space and give the subject matter a strong presence. This painting won first place in the oil category of *American Artist's 70th Anniversary Competition*,

masses of hydrangeas as well, but you have to be careful not to put in a lot of details.” She’s partial to pale pink roses and their wonderful translucent petals.

When painting flowers, Buselli works quickly and spontaneously with thin paint, trying to capture them before they fade and allowing the wet paint to connect them. In opaque areas—where the light is directly hitting the objects and bouncing off—she gradually applies thicker paint but is careful not to overwork any area. She works wet-in-wet, dragging her brush to create color unity from one area of the canvas to another. Her goal is to keep reworking to a minimum, so as to retain the spontaneity of her original brushwork. Sometimes she sculpts the flowers out of the background, relying on the negative spaces to create the form of the bouquet. Dark-green foliage provides a base for the flowers to rest on and gives them weight and a sense of place in much the way cast shadows do for her pottery and glassware.

Buselli also gives a lot of thought to composition and the arrangement of her still life items. “The placement of objects affects how viewers relate to the painting,” she says. “Objects closer to the front edge reach into the viewer’s space, creating intimacy and almost a surreal feeling. When the main flower in a composition faces forward it can actually appear animated. Elements positioned farther away produce more atmosphere because there’s more quiet space and a sense of serenity and mystery. Sometimes I use both techniques in the same painting, positioning something close to the front edge to grab the viewer’s attention, and then leading him or her back into the painting.”

Details, the artist notes, should be used sparingly to define an object and should be concentrated in areas where the viewer is suppose to focus. It’s the same with sharp edges: they shouldn’t be everywhere, just where the eye should pause—such as the edge of a flower. The most intense color should be reserved for those areas meant to appear closer to the viewer, as should the areas of thickest paint. By using only one colorful or bright object in a setup, Buselli makes sure the eye will stop there. In complex setups she’s careful to position the lights to lead the eye through the picture.

Buselli finds inspiration in the work of many artists of the past: Henri Fantin-Latour for the sheer beauty of his floral paintings; Emil Carlsen for his magical space; Chardin for his strong yet simple still life compositions; Walter Murch for the way his isolated elements emerge from the light; Giorgio Morandi for his pure, simple collective masses; and John Singer Sargent and William Merritt Chase for their spontaneity and wonderful brushstrokes. She advises students to look at the work of other artists, determine what it is about their work that attracts them, and then try to figure out exactly how they achieved that quality. That’s what Buselli does, with every new discovery and painting leading to another adventure in observing and seeing.

## About the Artist

observation shows that stems appear lighter and brighter when seen through water.

featured in the December 2007 issue.



**The Green Pear**  
2007, oil on linen, 10 x 8.  
Collection the artist.



**The Copper Pot With Eggs and Fruit**  
2007, oil on linen, 10 x 14.  
Private collection.

A study of an individual object can make that object appear mysterious and can also give it a sense of personality.

The artist loves the highly reflective quality of copper and chose bright objects to balance the intensity of the metal. The reflections of the colorful fruit and white eggs converge in the copper surface, uniting the light.



**Freesias, Plums, and Oranges** 2007, oil on linen, 16 x 15. Private collection.

**Ellen Buselli** received her B.F.A. from Cornell University, in Ithaca, New York, and also studied at the Tyler School of Art, in Rome, where she got to see firsthand the work of the Old Masters she loved. Studying with David A. Leffel at the Art Students League of New York, in Manhattan, however, proved most instrumental in preparing her for the style in which she would eventually paint. For much for her life, the artist worked as a design manager and only began painting full time two years ago. Buselli is a signature member of Oil Painters of America and has won their Best Still Life award as well as the Winsor & Newton Award of Excellence and the Silver Brush Award. She is also a signature member of American Women Artists, and has won their Best in Show award. Other awards Buselli has received include those from Allied Artists of America, The American Artists Professional League, and Knickerbocker Artists. She is currently represented by Cheryl Newby Gallery, on Pawley’s Island, South Carolina; Addison Gallery, in Boca Raton, Florida; and Gardner Colby Gallery, on Martha’s Vineyard, Massachusetts. The artist maintains a studio in New York City. For more information on Buselli, visit her website at [www.ellenbuselli.com](http://www.ellenbuselli.com).

*Linda S. Price is an artist, writer, and editor living on Long Island, New York.*

[View a gallery of Buselli's work.](#)

*Like what you read? [Subscribe to American Artist today!](#)*

**CATEGORIES**

[Oil Painting Blog](#)

**TAGS**

[Art](#), [Artist Daily](#), [Oil Painting](#), [Oilblog](#), [Painting Flowers](#), [Perspective Drawing](#), [Still Life](#)

### 3 thoughts on “Oil Painting: Ellen Buselli: Observing Carefully, Thinking Abstractly, and Painting Traditionally”



[Anonymous](#)

November 24, 2007 at 9:33 pm

Very inspired by Ellen Buselli’s work. Thanks for featuring her. I’ve been collecting American Artist magazine since the 70’s and I don’t think it’s ever been better than it is now in the quality AND quantity of artist and artwork featured. Keep up the good work.

[Log in to Reply](#)



Anonymous

September 25, 2009 at 8:00 am

Pingback from Oil Painting: GALLERY: Ellen Buselli's Still Lives – The Oil Painting Blog – American Artist

[Log in to Reply](#)



Anonymous


September 25, 2009 at 9:32 am

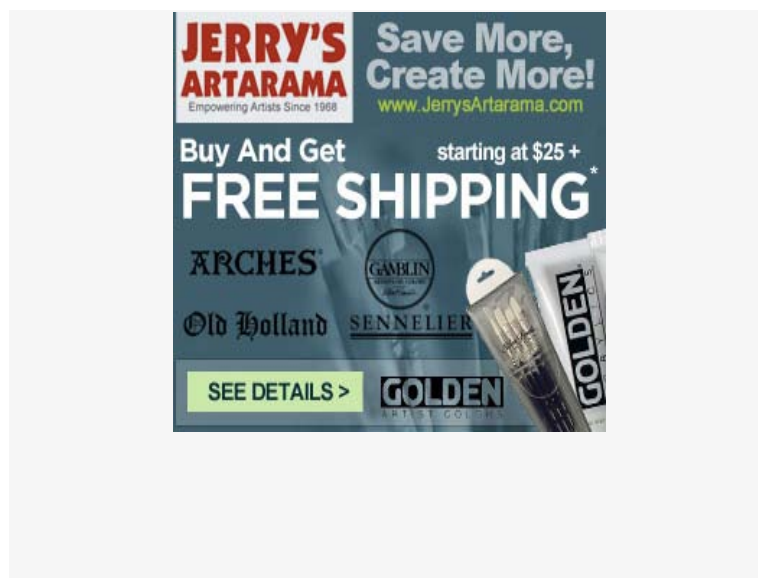
In the January 2008 issue of American Artist, New York City artist Ellen Buselli explains why she finds

[Log in to Reply](#)

## Comment

You must be [logged in](#) to post a comment.






**JERRY'S ARTARAMA**  
Empowering Artists Since 1968

**Save More, Create More!**  
[www.JerrysArtarama.com](http://www.JerrysArtarama.com)


Buy And Get **FREE SHIPPING\*** starting at \$25 +

ARCHES  
Old Holland  
GAMBLIN  
SENNELIER  
GOLDEN

[SEE DETAILS >](#)




**Save money, time and your brushes.**

  
MADE IN THE USA

[www.GeneralPencil.com](http://www.GeneralPencil.com)

**Save money, time and your brushes.**

  
MADE IN THE USA

[www.GeneralPencil.com](http://www.GeneralPencil.com)



**Get Drawing**  
in print or digital format!

**Drawing**  
SHADES of GRAY  
LIQUID LINE  
THE FEET

**Drawing**  
SHADES of GRAY  
LIQUID LINE  
THE FEET

**Subscribe Today!**

*The Lace Curtain* by Terry Miller (graphite on Bristol board 11x11)

**Pastel JOURNAL**  
SKYWATCHING  
ON THE WAY HOME ROSA  
ARTIST'S CHOICE

**Pastel JOURNAL**  
SKYWATCHING  
ON THE WAY HOME ROSA  
ARTIST'S CHOICE

**Get Pastel JOURNAL**  
in digital or print format

**Subscribe Today!**

*On the Way Home Rosa* (detail; 32x22) by Katherine Irish

**acrylic artist** now available as a subscription!  
**PLUS 2 FREE GIFTS!**


**acrylic artist**  
WHEN THE REDBUDS ARE IN FULL BLOOM  
MEMPHIS, TENNESSEE

**Anything Goes with Acrylic**

**Mixing it Up With Acrylic**

**Subscribe Today!**

*Redbuds Showing Off* (detail; acrylic on board, 20x30) by Hugh Greer



Get *Watercolor* artist in digital or print format

Subscribe Today!

*The Pergola (detail; watercolor on paper, 14x21) by Ron Stocke*



**\$19.99**

**BUY NOW!**



**\$2.99**

**BUY NOW!**

at Along 25 with Johannes Vloothuis **Mary Whyte: Essential Lessons in Watercolor Painting**



**\$3.99**

**BUY NOW!**

**rawing With the Masters**



# A artist daily

[About Us](#)  
[Meet The Staff](#)  
[For Advertisers](#)  
[Contact Us](#)  
[Privacy Policy](#)  
[Become an Affiliate](#)  
[Subscriber Services](#)  
[Community Guidelines](#)

[Other Art Sites you may enjoy:](#) [Art eBooks](#) | [Artist's Market](#) | [Create Mixed Media](#) | [Wet Canvas](#)



Yes! Send me my **FREE** trial issue of **Drawing**. I'll get a one year (4 issue) subscription for just \$23.95. If I don't absolutely love it I can keep my FREE issue and return the bill marked "cancel" and owe nothing.

## **FREE BONUS ISSUE – BEST DEAL!**

Pay now for your subscription and get an additional **BONUS ISSUE** (a \$9.99 value) absolutely **FREE!** **That's 5 issues** for just **\$23.95**, a savings of **52% off the newsstand price.**

Simply fill out the form below to get your FREE trial issue of Drawing. Add \$4 a year for Canadian, \$7 a year for Foreign postage. U.S. funds only. Payment must accompany international orders.

Select a State...

Your email address is used to communicate about your subscription, and to provide expert tips & information from Artist Daily and Interweave. We do not sell your email address. For more information, please read our privacy policy.

© 20162016 F+W All Rights Reserved. | [Privacy Policy](#)